






## FILTRY I SITKA POMP PALIWA W BAKU

NAZWA	SYMBOL	FOTO	WYMIAR OSADZENIA	WYMIARY ZEWN.
FILTR POMPY PALIWA	SHID-S01		12-0.1/0	90*67.5
FILTR POMPY PALIWA	SHID-S02		11±0.05	127*62
FILTR POMPY PALIWA	SHID-S03		11-0.1/0	87*68.1


FILTR POMPY PALIWA SHID-S04 18.8±0.1/0 78\*70



FILTR POMPY PALIWA SHID-S05 27±0.2 74\*49.5



FILTR POMPY PALIWA SHID-S06 11±0.05 80\*85





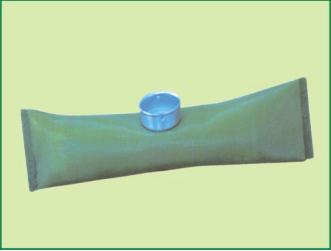


FILTR POMPY PALIWA SHID-S07 18±0.1 22\*15



FILTR POMPY PALIWA SHID-S08 15.9±0.05




FILTR POMPY PALIWA	SHID-S09		$26.1 \pm 0.1/0$	$32.5 * 15.3$
FILTR POMPY PALIWA	SHID-S10		$12 \pm 0.1$	
FILTR POMPY PALIWA	SHID-S11		$19 \pm 0.1$	$100 * 35$
FILTR POMPY PALIWA	SHID-S12		$19 \pm 0.1/0$	$100 * 35$
FILTR POMPY PALIWA	SHID-S13		$19 \pm 0.1/0$	$110 * 35$

FILTR POMPY PALIWA	SHID-S14		19+0.1	145*35
FILTR POMPY PALIWA	SHID-S15		19+0.1	145*35
FILTR POMPY PALIWA	SHID-S16		19±0.1	145*35
FILTR POMPY PALIWA	SHID-S17		19±0.1	145*35
FILTR POMPY PALIWA	SHID-S18		19+0.1/0	200*38

FILTR POMPY PALIWA	SHID-S19		$10.9 \pm 0.05$	173*45
FILTR POMPY PALIWA	SHID-S20		$11 \pm 0.05$	106*44
FILTR POMPY PALIWA	SHID-S21		$11 - 0.1 / 0$	72*49
FILTR POMPY PALIWA	SHID-S22		$27 \pm 0.3$	71.5*47.5
FILTR POMPY PALIWA	SHID-S23		$11 \pm 0.1$	90*61



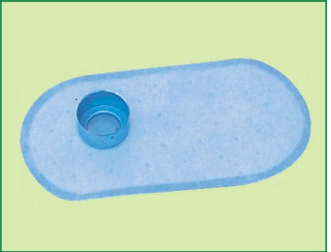


FILTR POMPY PALIWA	SHID-S24		$11.7 \pm 0.05$	65*73
FILTR POMPY PALIWA	SHID-S25		$11 \pm 0.05$	112*55
FILTR POMPY PALIWA	SHID-S26		$11 \pm 0.05$	112*55
FILTR POMPY PALIWA	SHID-S27		$11 - 0.1 / 0$	71*48.9
FILTR POMPY PALIWA	SHID-S28		$13.5 + 0.1$	72*56






FILTR POMPY PALIWA	SHID-S29		19+0.1/0	106*44
FILTR POMPY PALIWA	SHID-S30		8.5*13±0.1	62*48
FILTR POMPY PALIWA	SHID-S31		19+0.1/0	120*55.5
FILTR POMPY PALIWA	SHID-S32		11+0.1	96*62
FILTR POMPY PALIWA	SHID-S33		11-0.1/0	77*62

FILTR POMPY PALIWA	SHID-S34		$11 \pm 0.1/0$	124*49
FILTR POMPY PALIWA	SHID-S35		22	129*34
FILTR POMPY PALIWA	SHID-S36		$11-0.1$	90*40
FILTR POMPY PALIWA	SHID-S37		12	115*64
FILTR POMPY PALIWA	SHID-S38		$11+0.2/0$	146*66


FILTR POMPY PALIWA	SHID-S39		11±0.2/0	146*66
FILTR POMPY PALIWA	SHID-S40		11±0.1/0	108*40
FILTR POMPY PALIWA	SHID-S41		27±0.3	76
FILTR POMPY PALIWA	SHID-S42		9.4±0.1/0	85*41
FILTR POMPY PALIWA	SHID-S43		11±0.1	85.3*64.2

FILTR POMPY PALIWA	SHID-S44		22±0.1	100*54
FILTR POMPY PALIWA	SHID-S45		10.3*7	38*95
FILTR POMPY PALIWA	SHID-S46		11+0/0.5	100*54
FILTR POMPY PALIWA	SHID-S47		11±0.05	114*54
FILTR POMPY PALIWA	SHID-S48		11±0.05	114*55

FILTR POMPY PALIWA	SHID-S49		19-0.1	52
FILTR POMPY PALIWA	SHID-S50		11±0.05	94*65
FILTR POMPY PALIWA	SHID-S51		19+0.1	114*54
FILTR POMPY PALIWA	SHID-S52		19+0.1	78
FILTR POMPY PALIWA	SHID-S53		19+0.1	78

FILTR POMPY PALIWA	SHID-S54		12±0.2	78
FILTR POMPY PALIWA	SHID-S55		19±0.1	165*42
FILTR POMPY PALIWA	SHID-S56		19±0.1/0	114*42
FILTR POMPY PALIWA	SHID-S57		19±0.1/0	104*42
FILTR POMPY PALIWA	SHID-S58		22±0.1	140*42

FILTR POMPY PALIWA	SHID-S59		22±0.1	126*42
FILTR POMPY PALIWA	SHID-S60		22.3±0.05	145*45
FILTR POMPY PALIWA	SHID-S61		11±0.5	106*44
FILTR POMPY PALIWA	SHID-S62		11±0.05	145*53
FILTR POMPY PALIWA	SHID-S63		11±0.1	125*54

FILTR POMPY PALIWA	SHID-S64		11-0.1	83.2*50*29
FILTR POMPY PALIWA	SHID-S65		11-0.1	180*56
FILTR POMPY PALIWA	SHID-S66		11-0.1	180*56
FILTR POMPY PALIWA	SHID-S67		22±0.15	135*56
FILTR POMPY PALIWA	SHID-S68		22±0.15	135*56

FILTR POMPY PALIWA	SHID-S69		$22\pm 0.15$	135*56
FILTR POMPY PALIWA	SHID-S70		$22\pm 0.15$	135*56
FILTR POMPY PALIWA	SHID-S71		$11\pm 0.1$	96*56
FILTR POMPY PALIWA	SHID-S72		$11\pm 0.05$	114*53
FILTR POMPY PALIWA	SHID-S73		$11\pm 0.1$	96*56

FILTR POMPY PALIWA	SHID-S74		11±0.1	96*56
FILTR POMPY PALIWA	SHID-S75		11±0.1	66*61
FILTR POMPY PALIWA	SHID-S76		11±0.1	66*61
FILTR POMPY PALIWA	SHID-S77		11.05±0.08	82.5*56
FILTR POMPY PALIWA	SHID-S78		22	86*97

FILTR POMPY PALIWA	SHID-S79		22.2±0.1	86*64
FILTR POMPY PALIWA	SHID-S80		21±0.1	127*38
FILTR POMPY PALIWA	SHID-S81		19.1±0.05	115*55.5
FILTR POMPY PALIWA	SHID-S82		11.1±0.05	70
FILTR POMPY PALIWA	SHID-S83		22.2±0.15	82*63

FILTR POMPY PALIWA	SHID-S84		11.1-0.1	76
FILTR POMPY PALIWA	SHID-S85		8.5*13±0.1	62*48
FILTR POMPY PALIWA	SHID-S86		12±0.5	170*42
FILTR POMPY PALIWA	SHID-S87		12±0.5	170*42
FILTR POMPY PALIWA	SHID-S88		22.5±0.05	85*82

FILTR POMPY PALIWA

SHID-S89



19±0.1

44\*110

FILTR POMPY PALIWA

SHID-S90



11±0.1

96\*56